

Desk Copy
Do Not Remove

CVGP Tournament Draw for : Shadow Mountain Resort '17 #2

Division: 4.5 Men's Doubles

Dates: October 20th-22nd

TED ERNESTO
ROSSI / Partida

| | | |
|-------------------------|--|-----------------------------------|
| Gonzalez/Preciado L1 | SAT 9:30AM Rafael Felipe Gonzalez / Preciado | Rossi / Partida 6-1, 2-6, 10-7 |
|-------------------------|--|-----------------------------------|

Gonzalez/Preciado
6-3, 7-5 W7

| | | |
|-------------------------------|------------------------|---|
| ERNE Mauritsen / Kooperman | CHAD SAT 12:30 PM 5 | Mauritsen / Kooperman 6-3, 5-7, 10-4 |
|-------------------------------|------------------------|---|

Foster/Black
L2

| | | |
|--|------------|-----------------------------------|
| SAT 9:30AM Darryl Foster / Black | Roman 2 | Mauritsen / Kooperman 6-0, 6-1 |
|--|------------|-----------------------------------|

Gonzalez/Preciado
Consolation Winner
Default

Jaimie
TJST
Rojas / Peterson

SAT 8:00AM
Inderwiesche / Salmon
Winner's
6-4, 6-0

| | | |
|--------------------------|--|------------------------------|
| Perreras/Schneider L3 | SAT 9:30AM Alan Perreras / Schneider | Rojas / Peterson 7-5, 6-4 |
|--------------------------|--|------------------------------|

Sten
Craig
Fugh / Robinson

SAT 12:30PM 6

Inderwiesche / Salmon
6-1, 6-4

Fugh / Robinson
default
L3

SAT 12:30PM

| | | |
|--|-----------|-----------------------------------|
| SAT 9:30AM MGT Inderwiesche / Salmon | Dave 4 | Inderwiesche / Salmon 6-2, 6-2 |
|--|-----------|-----------------------------------|

L4

Coachella Valley Grand Prix Tennis

Four Team Round Robin

Division:

9.5 Combo Mixed Doubles

Winner determined as follows:

- ROUND ROBIN FORMAT (for each round):** Play best 2 of 3 sets, regular scoring. (Super TB in lieu of 3rd)
- 1) total matches won
 - 2) head-to-head
 - 3) percentage of games won (# of games won divided by # games lost)

FOR 4 TEAMS

| ROUND | Pairing | Date/Time |
|-------|---------|--------------------|
| 1 | 1 vs 2 | 10/21 3:30 PM SMR |
| 1 | 3 vs 4 | 10/21 3:30 PM SMR |
| 2 | 1 vs 3 | 10/22 11:00 AM SMR |
| 2 | 2 vs 4 | 10/22 11:00 AM SMR |
| 3 | 1 vs 4 | 10/22 2:00 PM SMR |
| 3 | 2 vs 3 | 10/22 2:00 PM SMR |

Results Tally: (Tournament Desk Only)

Indicate match score (i.e. 6-4, 7-5) in the square by each teams name for EACH round played. At the end of ALL rounds, indicate under Total Matches Won the total number of matches each team won (i.e. 1 or 2). Indicate totals number of games each team won for all rounds combined (i.e. 25). Indicate total games each team lost for all rounds combined (i.e. 5) If necessary, calculate the final column (%). Shaded block denotes a "bye." Players to report scores at the end of each round played.

| # | TEAM | Round 1 | Round 2 | Round 3 | Total Matches Won | Games Won | Games Lost | % |
|---|----------------------|--------------|--------------|--------------|-------------------|--------------|------------|---|
| 1 | Fritz/Ball | W 6-2 6-1 | W 6-4 6-1 | W 6-1 6-2 | 3 | 15 <u>ST</u> | | |
| 2 | Mauritson/Shuffleton | L 2-6 1-6 | W 6-4 6-1 | W 6-2 6-3 | 2 | 2 <u>ND</u> | | |
| 3 | Autrey/Dam | L 4-6 2-6 | L 4-6 1-6 | L 2-6 3-6 | 0 | | | |
| 4 | Bivens/Marrotte | W 6-4 6-2 | L 4-6 1-6 | L 1-6 2-6 | 1 | | | |

Coachella Valley Grand Prix Tennis Three Team Round Robin

Event: CVGP at SMR '17 #2

Division: 4.5 Mixed Doubles

ROUND ROBIN FORMAT (for each round): Play best 2 of 3 sets, regular scoring. (Super TB in lieu of 3rd)

Winner determined as follows:

- 1) total matches won
- 2) head-to-head
- 3) percentage of games won
(# of games won divided by # games lost)

FOR 3 TEAMS

| ROUND | Pairing | Date/Time |
|-------|---------|--------------------|
| 1 | 1 vs 2 | 10/21 11:00 AM SMR |
| 2 | 1 vs 3 | 10/21 3:30 PM SMR |
| 3 | 2 vs 3 | 10/22 11:00 AM SMR |

Results Tally:

(Tournament Desk Only)


Indicate match score (i.e. 6-4, 7-5) in the square by each teams name for EACH round played. At the end of ALL rounds, indicate under Total Matches Won the total number of matches each team won (i.e. 1 or 2). Indicate total number of games each team won for all rounds combined (i.e. 25). Indicate total games each team lost for all rounds combined (i.e. 5). If necessary, calculate the final column (%). Shaded block denotes a "bye." Players to report scores at the end of each round played.

| # | TEAM | Round 1 | Round 2 | Round 3 | Total Matches Won | Games Won | Games Lost | % |
|---|-----------------------|--------------|--------------------------|----------------------|-------------------|-----------------|------------|---|
| 1 | Geiger/ <i>Klink</i> | L 6-7 3-6 | L 2-6 0-6 | | 0 | | | |
| 2 | Cotton/Cotton | W 7-6 6-3 | | W 3-6 6-1 10-8 | 2 | 1 ST | | |
| 3 | Inderwiesche/VanZandt | | W 6- 2 6-0 | L 6-3 1-6 8-10 | 1 | 2 ND | | |

CVGP Tournament Draw for : Shadow Mountain Resort '17 #2

Division: 4.0 Men's Doubles

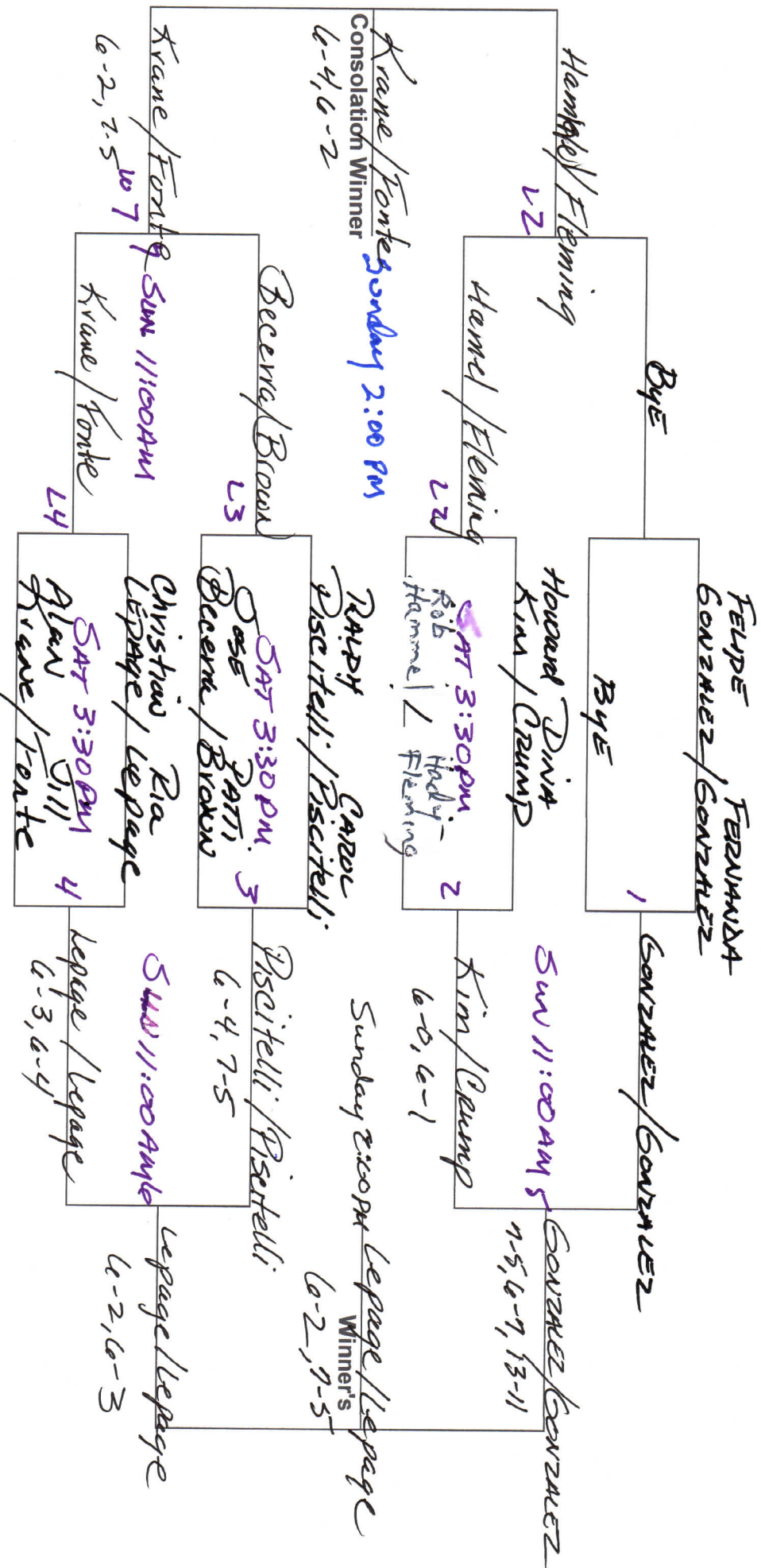
Dates: October 20th-22nd



CVGP Tournament Draw for : Shadow Mountain Resort '17 #2

Division: 4.0 Mixed Doubles

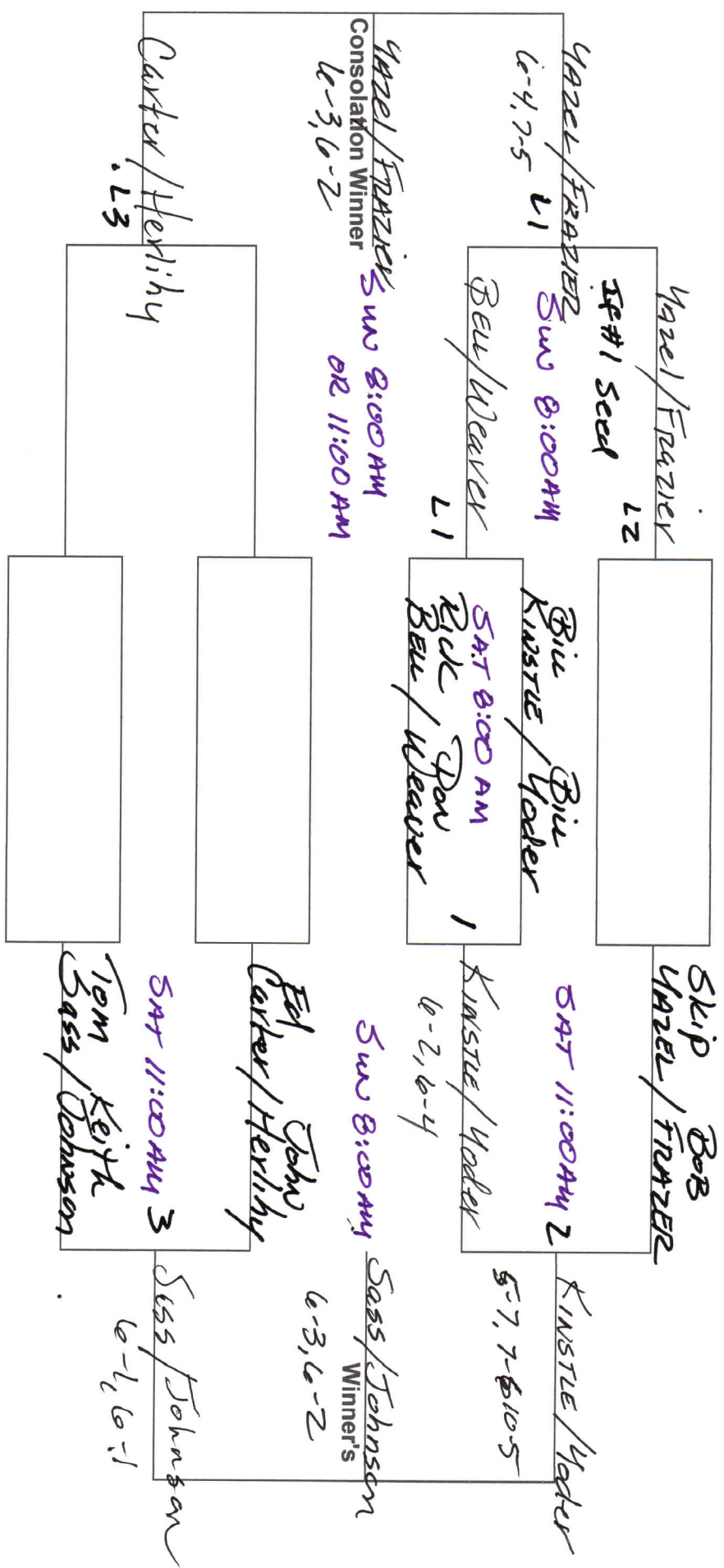
Dates: October 20th-22nd



CVGP Tournament Draw for : Shadow Mountain Resort '17 #2

Division: 3.5 Men's Doubles


Dates: October 20th-22nd



CVGP Tournament Draw for : Shadow Mountain Resort '17 #2

Division: 3.5 Women's Doubles

Dates: October 20th-22nd



Coachella Valley Grand Prix Tennis

Four Team Round Robin

Division: 3.5 Mixed Doubles

Winner determined as follows: **ROUND ROBIN FORMAT** (for each round): Play best 2 of 3 sets, regular scoring. (Super TB in lieu of 3rd)

- 1) total matches won
- 2) head-to-head
- 3) percentage of games won (# of games won divided by # games lost)

FOR 4 TEAMS

| ROUND | Pairing | Date/Time |
|-------|---------|--------------------|
| 1 | 1 vs 3 | 10/21 2:00 PM SMR |
| 1 | 2 vs 4 | 10/21 2:00 PM SMR |
| 2 | 1 vs 2 | 10/22 11:00 AM SMR |
| 2 | 3 vs 4 | 10/22 11:00 AM SMR |
| 3 | 1 vs 4 | 10/22 2:00 PM SMR |
| 3 | 2 vs 3 | 10/22 2:00 PM SMR |

Results Tally: (Tournament Desk Only)
 Indicate match score (i.e. 6-4, 7-5) in the square by each teams name for EACH round played. At the end of ALL rounds, indicate under Total Matches Won the total number of matches each team won (i.e. 1 or 2). Indicate totals number of games each team won for all rounds combined (i.e. 25). Indicate total games each team lost for all rounds combined (i.e. 5) If necessary, calculate the final column (%). Shaded block denotes a "bye." Players to report scores at the end of each round played.

| # | TEAM | Round 1 | Round 2 | Round 3 | Total Matches Won | Games Won | Games Lost | % |
|---|-----------------|--------------|-------------------|----------------------|-------------------|-----------|------------|---|
| 1 | MacNeel/MacNeel | L 1-6 0-6 | L 0-6 Def 0-6 | L 0-6 Def 0-6 | 0 | | | |
| 2 | Brown/Friedman | L 1-6 2-6 | W 6-0 Def. 6-0 | W 6-0 6-2 9-11 | 1 | | | |
| 3 | Dones/Topal | W 6-1 6-0 | L 2-6 2-6 | W 6-1 2-6 11-9 | 2 | 2 W/D | | |
| 4 | Sass/Fox | W 6-1 6-2 | W 6-2 6-2 | W 6-0 Def 6-0 | 3 | 15/5 | | |

Coachella Valley Grand Prix Tennis

Four Team Round Robin

Division: 3.0 Women's Doubles

Winner determined as follows:
ROUND ROBIN FORMAT (for each round): Play best 2 of 3 sets, regular scoring. (Super TB in lieu of 3rd)

- 1) total matches won
- 2) head-to-head
- 3) percentage of games won (# of games won divided by # games lost)

FOR 4 TEAMS

| ROUND | Pairing | Date/Time |
|-------|---------|--------------------|
| 1 | 1 vs 2 | 10/21 8:00 AM SMR |
| 1 | 3 vs 4 | 10/21 8:00 AM SMR |
| 2 | 1 vs 3 | 10/21 11:00 AM SMR |
| 2 | 2 vs 4 | 10/21 11:00 AM SMR |
| 3 | 1 vs 4 | 10/22 9:30 AM SMR |
| 3 | 2 vs 3 | 10/22 9:30 AM SMR |

Results Tally: (Tournament Desk Only)
 Indicate match score (i.e. 6-4, 7-5) in the square by each team's name for EACH round played. At the end of ALL rounds, indicate under Total Matches Won the total number of matches each team won (i.e. 1 or 2). Indicate total number of games each team won for all rounds combined (i.e. 25). Indicate total games each team lost for all rounds combined (i.e. 5) if necessary, calculate the final column (%). Shaded block denotes a "bye." Players to report scores at the end of each round played.

| # | TEAM | Round 1 | Round 2 | Round 3 | Total Matches Won | Games Won | Games Lost | % |
|---|-----------------|-----------------------|--------------|--------------|-------------------|-----------|------------|---|
| 1 | Musterer/Beach | L 4-2 3-4 11-13 | W 6-2 6-1 | L 0-6 4-4 | 1 | | | |
| 2 | Witkin/Mackeel | W 2-6 6-3 13-11 | L 3-6 5-7 | W 6-4 6-3 | 2 | | | |
| 3 | Bailin/Marhafer | L 4-4 1-4 | L 2-4 1-4 | L 4-4 3-6 | 0 | | | |
| 4 | Himmelman/Moy | W 6-4 6-1 | W 6-3 7-5 | W 6-0 6-4 | 3 | | | |

2ND
1ST