

*Desk Copy
Do Not Remove*

Coachella Valley Grand Prix Tennis Three Team Round Robin

Event: JW Marriott Desert Springs '17 (DSM)

Division: 5.0 Women's Doubles

ROUND ROBIN FORMAT (for each round): Play best 2 of 3 sets, regular scoring. (Super TB in lieu of 3rd)

Winner determined as follows:

- 1) total matches won
- 2) head-to-head
- 3) percentage of games won
(# of games won divided by # games lost)

FOR 3 TEAMS

ROUND	COURT # (check in)	Date/Time
1	1 vs 2	Sat. 09/23 8:00 AM DSM
2	1 vs 3	Sat. 09/23 11:00 AM DSM
3	2 vs 3	Sun. 09/24 8:00 AM DSM

Results Tally:

(Tournament Desk Only)

Indicate match score (i.e. 6-4, 7-5) in the square by each teams name for **EACH** round played. At the end of **ALL** rounds, indicate under Total Matches Won the total number of matches each team won (i.e. 1 or 2). Indicate total number of games each team won for **all** rounds combined (i.e. 25). Indicate total games each team lost for **all** rounds combined (i.e. 5). If necessary, calculate the final column (%). Shaded block denotes a "bye." Players to report scores at the end of each round played.

#	TEAM	Round 1	Round 2	Round 3	Total Matches Won	Games Won	Games Lost	%
1	Marrotte/Hume	0-6, 6-7 L	6-1, 6-5, 7-7					
2	Shuffleton/Woods	6-0, 7-6 W		6-2 W 6-4	1st			
3	Nava Oleson/Pontacka		W 6-1, 7-5	L 2-6 4-6	2nd			

Coachella Valley Grand Prix Tennis

Four Team Round Robin

Division: JW Marriott 17 (DSM) 9.5 Combo Mixed Doubles

Winner determined as follows:

- ROUND ROBIN FORMAT** (for each round): Play best 2 of 3 sets, regular scoring. (Super TB in lieu of 3rd)
- 1) total matches won
 - 2) head-to-head
 - 3) percentage of games won (# of games won divided by # games lost)

FOR 4 TEAMS

ROUND	COURT # (check in)	Date/Time
1	1 vs 2	Sat. 09/23 3:30 PM DSM
1	3 vs 4	Sat. 09/23 12:30 PM DSM
2	1 vs 3	Sun. 09/24 11:00 AM DSM
2	2 vs 4	Sun. 09/24 11:00 AM DSM
3	1 vs 4	Sun. 09/24 2:00 PM DSM
3	2 vs 3	Sun. 09/24 2:00 PM DSM

Results Tally: (Tournament Desk Only)

Indicate match score (i.e. 6-4, 7-5) in the square by each teams name for EACH round played. At the end of ALL rounds, indicate under Total Matches Won the total number of matches each team won (i.e. 1 or 2). Indicate totals number of games each team won for all rounds combined (i.e. 25). Indicate total games each team lost for all rounds combined (i.e. 5) if necessary, calculate the final column (%). Shaded block denotes a "bye." Players to report scores at the end of each round played.

#	TEAM	Round 1	Round 2	Round 3	Total Matches Won	Games Won	Games Lost	%
1	Mauritson/Pintada	W 6-4 6-1	W 6-3 6-0	L 4-7 6-4 7-10	2	36	20	1 st
2	Welch/Marrotte	L 4-6 4-6	W 11-4 6-4 10-4	W 6-0 6-0	2	28	17	2 nd
3	Toohy/Bittner	L 1-6 1-6	L 3-4 0-4	L 0-4 0-4	0			
4	Bailin/Cole	W 6-1 6-1	L 6-4 4-4 4-10	W 7-6 4-6 10-7	2	34	24	3 rd
			2	5				13

4.5 Men's Doubles

Seeds

- 1 Rossi/Rosser
- 2 Lansangan/Winston

*** Friday evening matches are at Shadow Mountain Resort (SMR) and Saturday and Sunday matches are at JW Marriott Desert Springs (DSM)**

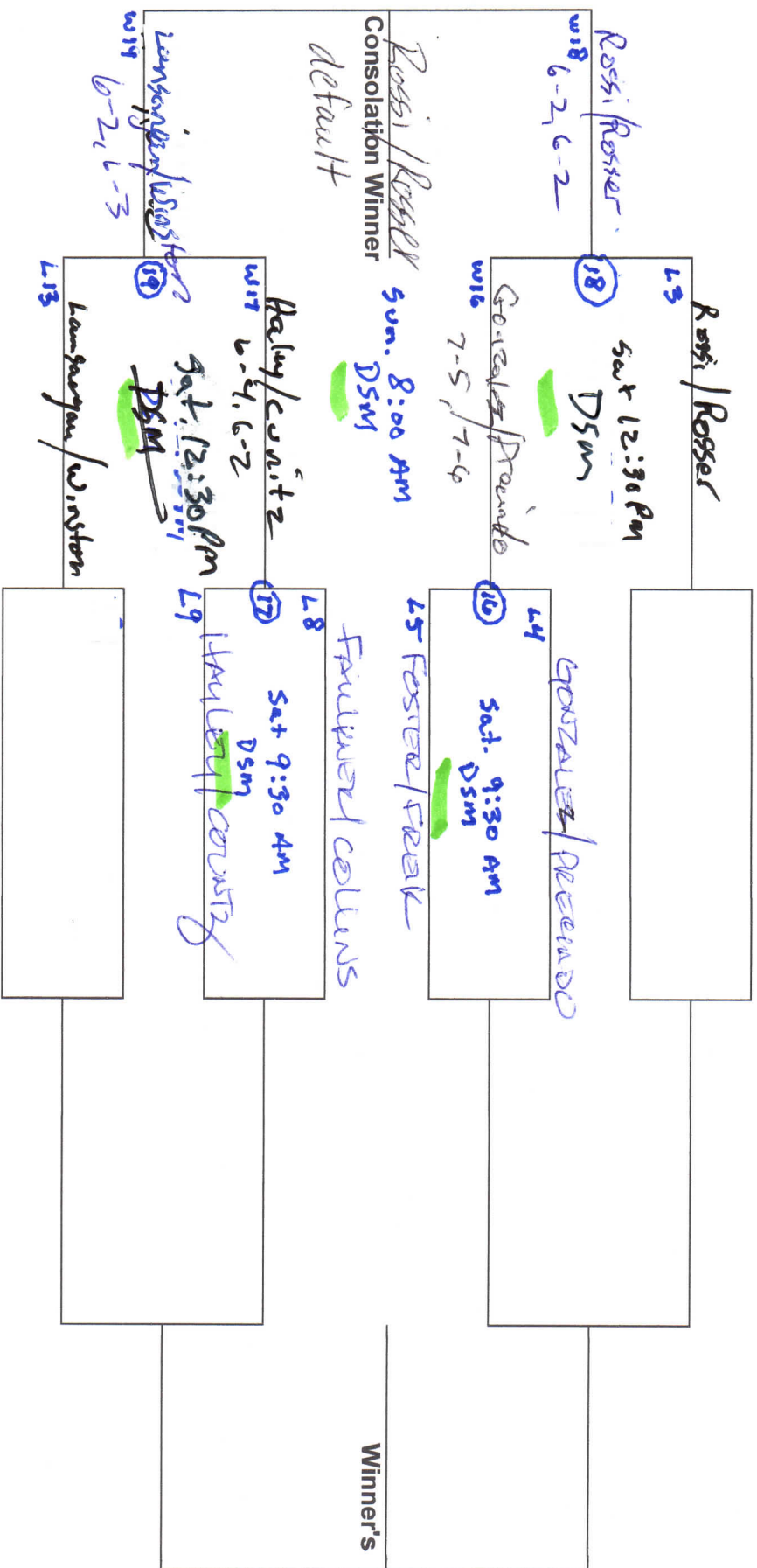
Ted Rossi (RLQ)/Jon Rosser	<1>	Rossi/Rosser	Sat 9/23 9:30 AM DSM Cotten/Bauer	<3>	Cotten/Bauer 7-5, 3-6, 10-8	Sat 9/23 12:30 PM DSM Ind/Salmon	<7>	Ind/Salmon 6-1, 6-3	Sun 9/24 8:00 AM DSM	<15>	Schnieder/Pereras default
Bye											
Brad Cotten/Ted Bauer (MH)	<2>	Cotten/Bauer									
Bye											
*Matt Inderwiesche/David Salmon	<4>	Ind/Salmon 6-3, 6-0									
Fri 9/22 6:00 PM SMR											
*Felipe Gonzalez/Rafael Preciado	<6>	Partida/Cooperas 6-1, 4-6, 10-4									
Ernesto Partida (WTG)/Rafael Cobas	<5>	Partida/Cooperas									
Fri 9/22 6:00 PM SMR											
Daryl Foster/ Thomas Bittel Jon Fick											
Deron Collins (PLRC)/*Javier Lopez-Quinones (PLRC)	<8>	Collins/Lopez 6-1, 6-3									
Fri 9/22 6:00 PM SMR											
*Brandon Faulkner/Neal Collins (SMR)	<10>	Schnieder/Pereras 6-2, 6-3									
*Bill Schnieder/Clai Perras (WTG)	<9>	Schnieder/Pereras									
Fri 9/22 6:00 PM SMR											
Robert Haley (SS)/Gary Cunitz	<11>	Mauritson/Cooperman									
*Ernie Mauritson/Chad Cooperman	<11>	Mauritson/Cooperman									
Bye											
Bye											
Janard Lansangan/Masio Winston	<12>	Lansangan/Winston									

* 4.5 men's consolation next page

CVGP Tournament Draw for : JW Marriott Desert Springs '17 (DSM)

Division: 4.5 Men's Doubles Consolation

Dates: September 22-24, 2017



CVGP Tournament Draw for : JW Marriott Desert Springs '17 (DSM)

Division: 4.5 Mixed Doubles

Dates: September 22-25, 2017

Bill Libibath
Schneider / Bonarrigo

Bye

1 Schneider / Bonarrigo

Samonte / Crump

Sun. 11:00 AM DSM

Brandon Lindsey / Iversen
Faulkner / Iversen

2 Samonte / Crump

w2 7-6, 6-7, 10-4

Sat. 3:30 PM DSM
Dina Samonte / Crump

Geiger / Woods
Winner's 6-2, 6-3

Sun 2:00 PM DSM

Javier Dina Lopez-Armones / Nava-Oleson

w3 TUBER / VANZ
4-6-6-2, 10-1

Sat. 3:30 PM DSM
Matt Enderwiesche / VanZandt

Geiger / Woods
0-6, 7-5, 10-6

Sun. 11:00 AM DSM

GERIGER / WOODS

Bye
Boris Kiersten / Geiger / Woods

Bye

22 Faulkner / Iversen

Faulkner / Iversen

23 Faulkner / Iversen
Consolation Winner
6-4, 6-4

LOPEZ / OLESON

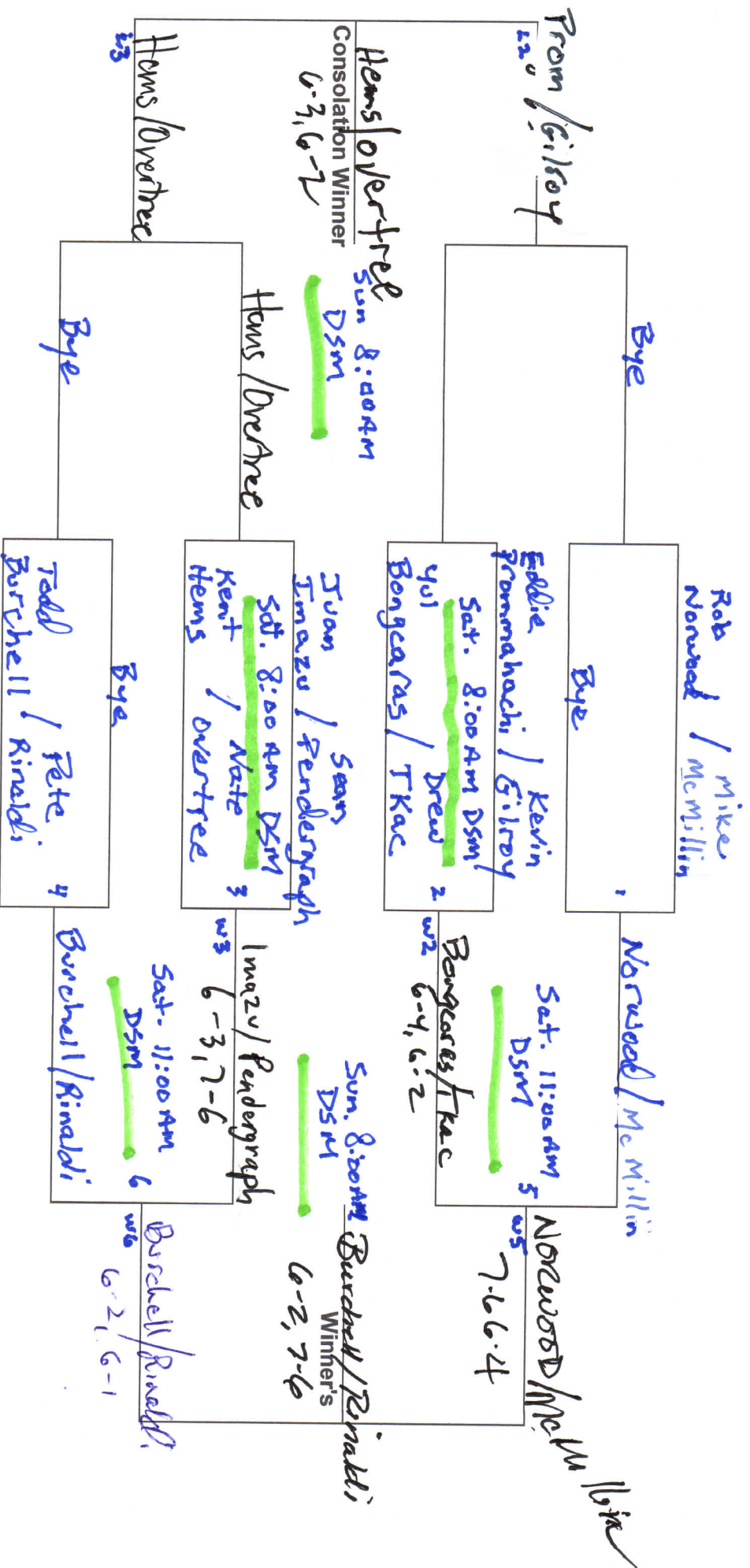
23 Lopez / Oleson

Bye

CVGP Tournament Draw for : JW Marriott Desert Springs '17 (DSM)

Division: 4.0 Men's Doubles

Dates: September 22-25, 2017



Coachella Valley Grand Prix Tennis

Three Team Round Robin

Event: JW Marriott Desert Springs '17 (DSM)

Division: 4.0 Women's Doubles

ROUND ROBIN FORMAT (for each round): Play best 2 of 3 sets, regular scoring. (Super TB in lieu of 3rd)

Winner determined as follows:

- 1) total matches won
- 2) head-to-head
- 3) percentage of games won
(# of games won divided by # games lost)

FOR 3 TEAMS

ROUND	COURT # (check in)	Date/Time
1	1 vs 2	Sun. 09/23 11:00 AM SMR
2	1 vs 3	Sat. 09/23 11:00 AM DSM
3	2 vs 3	Sun. 09/24 8:00 AM DSM

Results Tally:

(Tournament Desk Only)

Indicate match score (i.e. 6-4, 7-5) in the square by each teams name for **EACH** round played. At the end of **ALL** rounds, indicate under Total Matches Won the total number of matches each team won (i.e. 1 or 2). Indicate total number of games each team won for **all** rounds combined (i.e. 25). Indicate total games each team lost for **all** rounds combined (i.e. 5). If necessary, calculate the final column (%). Shaded block denotes a "bye." Players to report scores at the end of each round played.

#	TEAM	Round 1	Round 2	Round 3	Total Matches Won	Games Won	Games Lost	%
1	Zuckerman/Chaput	L 2-6 3-6	W 6-2 6-4		1	17	18	2 nd 49%
2	Beatty/Gerring	W 6-2 6-3		L 6-0 2-6 3-10	1	20	12	1 st 63%
3	Fleming/Fonte		L 2-6 4-6	W 0-6 6-2 10-3	1	13	20	3 rd 39%

Coachella Valley Grand Prix Tennis

Four Team Round Robin

Division: JW Marriott '17 (DSM) 4.0 Mixed Doubles

Winner determined as follows: **ROUND ROBIN FORMAT** (for each round): Play best 2 of 3 sets, regular scoring. (Super TB in lieu of 3rd)

- 1) total matches won
- 2) head-to-head
- 3) percentage of games won (# of games won divided by # games lost)

FOR 4 TEAMS

ROUND	COURT # (check in)	Date/Time
1	1 vs 2	Sat. 09/23 2:00 PM DSM
1	3 vs 4	Sat. 09/23 2:00 PM DSM
2	1 vs 3	Sun. 09/24 11:00 AM DSM
2	2 vs 4	Sun. 09/24 11:00 AM DSM
3	1 vs 4	Sun. 09/24 2:00 PM DSM
3	2 vs 3	Sun. 09/24 2:00 PM DSM

Results Tally: (Tournament Desk Only)

Indicate match score (i.e. 6-4, 7-5) in the square by each teams name for EACH round played. At the end of ALL rounds, indicate under Total Matches Won the total number of matches each team won (i.e. 1 or 2). Indicate totals number of games each team won for all rounds combined (i.e. 25). Indicate total games each team lost for all rounds combined (i.e. 5) If necessary, calculate the final column (%). Shaded block denotes a "bye." Players to report scores at the end of each round played.

#	TEAM	Round 1	Round 2	Round 3	Total Matches Won	Games Won	Games Lost	%
1	Becerra/Brown	W 7-5 6-4	W 6-7 6-4	L 5-7 3-6	2			
2	Piscitelli/Piscitelli	L 5-7 4-6	L 3-6 3-6	L 6-7 4-10	0			
3	Prommahachai/Fleming	L 6-3 2-6 4-10	L 7-6 4-4 4-10	W 2-6 6-4 10-5	1			
4	Gonzalez/Gonzalez	W 3-6 10-2 10-4	W 6-3 6-3	W 7-5 6-3	3			

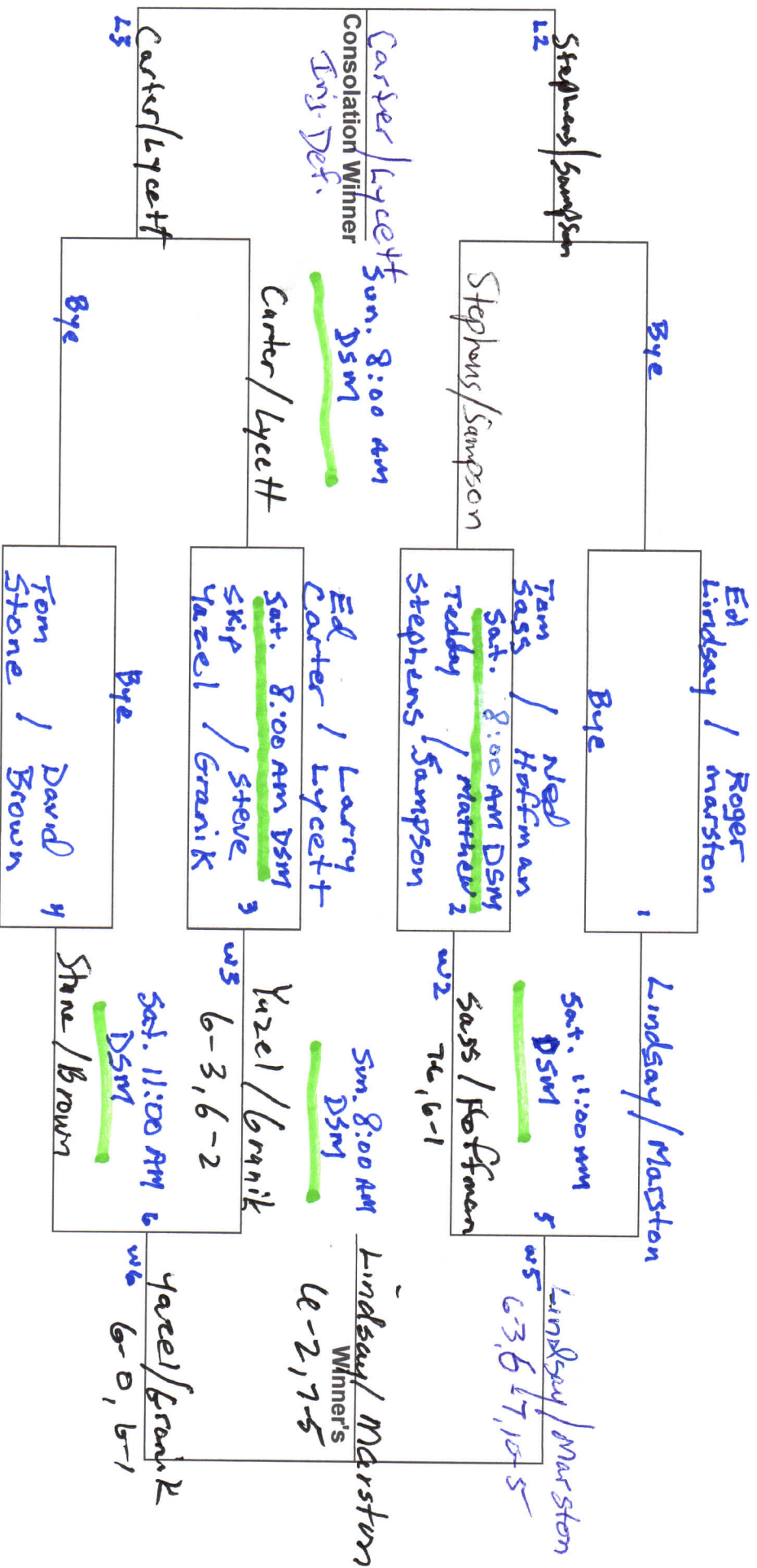
2nd

1st

CVGP Tournament Draw for : JW Marriott Desert Springs '17 (DSM)

Division: 3.5 Men's Doubles

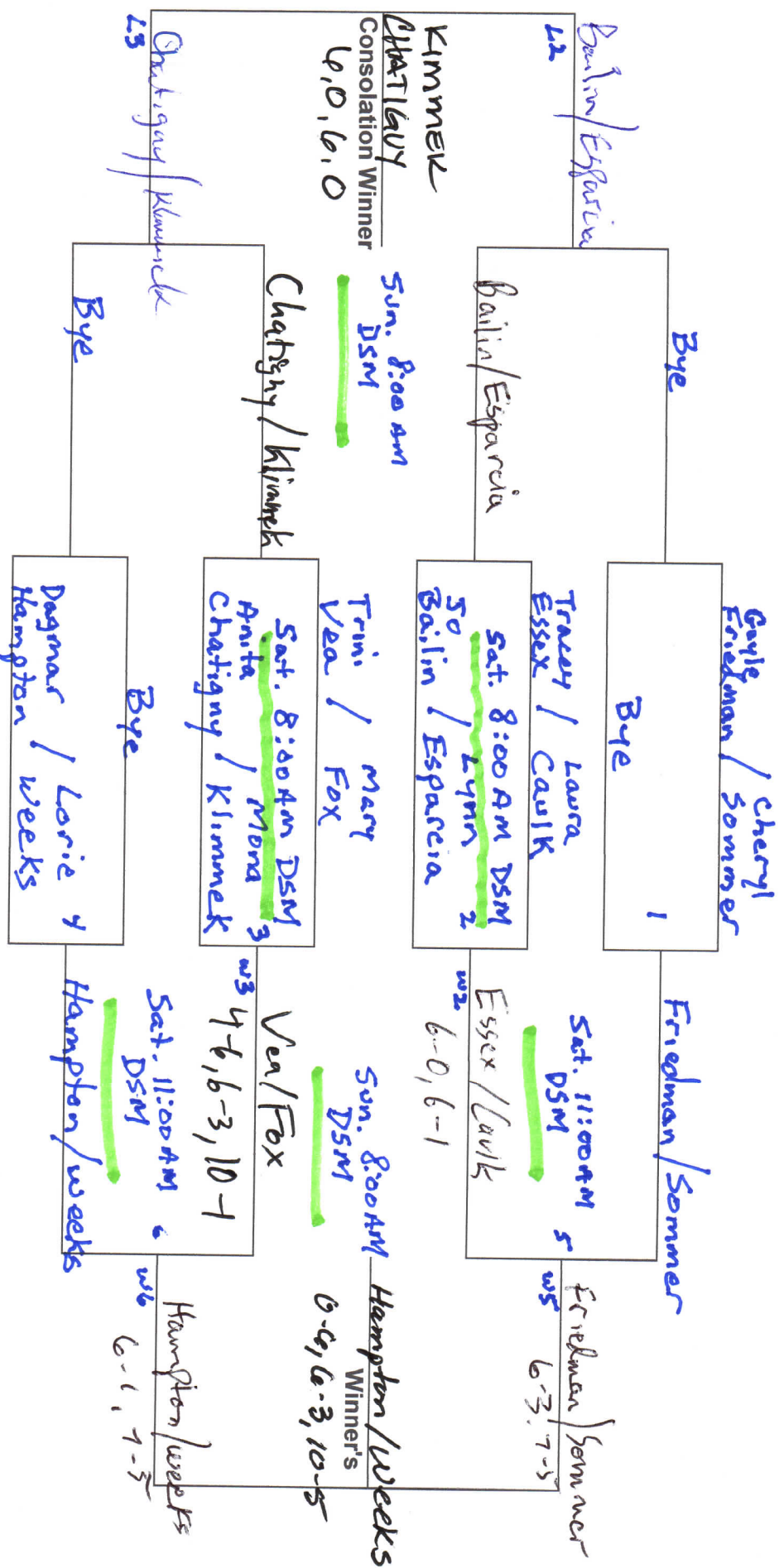
Dates: September 22-25, 2017



CVGP Tournament Draw for : JW Marriott Desert Springs '17 (DSM)

Division: 3.5 Women's Doubles

Dates: September 22-25, 2017



Friday evening matches are at Shadow Mountain Resort 1 (SMR)
Saturday and Sunday matches are at the JW Marriott Desert Springs (DSM)

3.5 Mixed Doubles
Seeds
1 Radisay/Alejo
2 Sass/Fox

Nicolas Radisay/Irene Alejo (RLQ)	<1>	Radisay/Alejo		
Bye				
Bye		Sat 9/23 2:00 PM DSM	<3>	
*Tom Stone (PSTC)/Tirinidad Vea	<2>	Stone/Vea		
Patrick Dolan (WTG)/Laura Caulk (PDR)	<4>	Dolan/Caulk		
Fri 9/22 7:30 PM SMR		6-3, 6-3		
Tracey Essex		Sat 9/23 2:00 PM DSM	<6>	
Wayne Leather/Jan Leither	<5>	Leither/Leither		
Fri 9/22 7:30 PM SMR		6-4, 7-5		
Kelly Curtis/Scipia Curtis				
Gerald Bither/Susan Bither	<8>	Bither/Bither		
Bye				
Bye		Sat 9/23 2:00 PM DSM	<10>	
*David Brown/Gayle Friedman (WTG)	<9>	Brown/Friedman		
Bill Kinstle (MC)/Nancy Berryhill	<11>	Kinstle/Berryhill		
Bye				
Bye		Sat 9/23 2:00 PM DSM	<13>	
*Tom Sass (SC)/Mary Fox (PSTC)	<12>	Sass/Fox		
		Sun 9/24 11:00 AM DSM	<7>	
		Radisay/Alejo		
		6-4, 6-2		
		Sun 9/24 11:00 AM DSM	<7>	
		Leither/Leither		
		1-6, 6-3, 11-9		
		Sun 9/24 2:00 PM DSM	<15>	
		Radisay/Alejo		
		6-1, 6-2		
		Sun 9/24 11:00 AM DSM	<14>	
		Bither/Bither		
		6-3, 7-5		
		Sun 9/24 11:00 AM DSM	<14>	
		Sass/Fox		
		6-3, 6-2		
		Sun 9/24 2:00 PM DSM	<15>	
		Radisay/Alejo		
		6-2, 6-3		
		Sun 9/24 2:00 PM DSM	<15>	
		Sass/Fox		
		6-3, 6-0		

* 3.5 Mixed Consolation Next Page

CVGP Tournament Draw for : JW Marriott Desert Springs '17 (DSM)

Division: 3.5 Mixed Doubles Consolation

Dates: September 22-24, 2017

