

*Desk copy  
Do not remove*

# Coachella Valley Grand Prix Tennis

## Four Team Round Robin

### 5.0 Men's Doubles

Division:

Winner determined as follows:

- ROUND ROBIN FORMAT (for each round):** Play best 2 of 3 sets, regular scoring. (Super TB in lieu of 3rd)
- 1) total matches won
  - 2) head-to-head
  - 3) percentage of games won (# of games won divided by # games lost)

**FOR 4 TEAMS**

ROUND	COURT # (check in)	Date/Time
1	1 vs 2	Sat. 09/24 9:30 AM DSM
1	3 vs 4	Sat. 09/24 9:30 AM DSM
2	1 vs 3	Sat. 09/24 2:00 PM DSM
2	2 vs 4	Sat. 09/24 2:00 PM DSM
3	1 vs 4	Sun. 09/25 11:00 AM DSM
3	2 vs 3	Sun. 09/25 11:00 AM DSM

**Results Tally: (Tournament Desk Only)**  
 Indicate match score (i.e. 6-4, 7-5) in the square by each teams name for EACH round played. At the end of ALL rounds, indicate under Total Matches Won the total number of matches each team won (i.e. 1 or 2). Indicate totals number of games each team won for all rounds combined (i.e. 29). Indicate total games each team lost for all rounds combined (i.e. 5) if necessary, calculate the final column (%). Shaded block denotes a "bye." Players to report scores at the end of each round played.

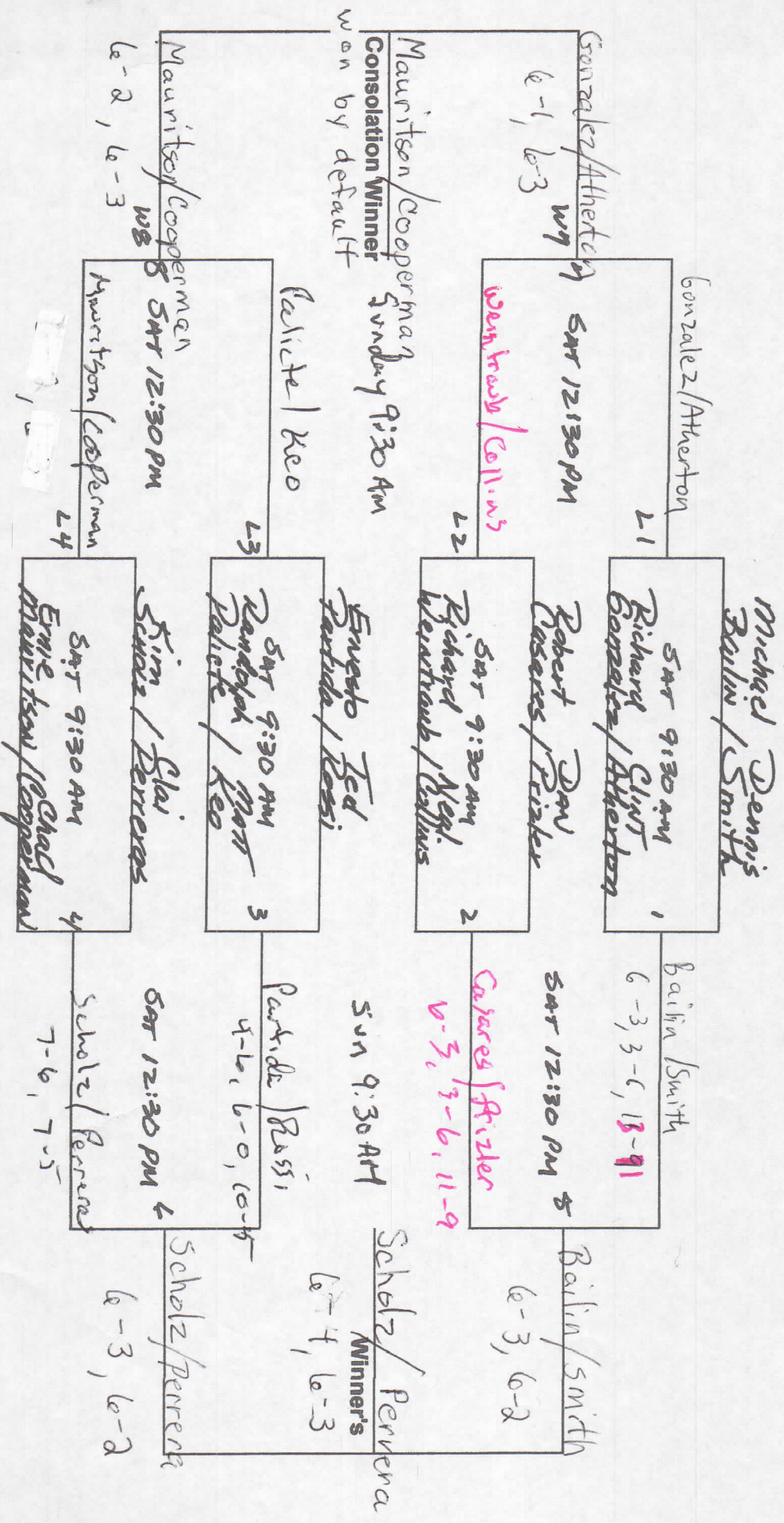
#	TEAM	Round 1	Round 2	Round 3	Total Matches Won	Games Won	Games Lost	%
1	Torres/Zillo	2-6, 4-6	W 6-4 7-5	W 6-4 6-3	2			
2	Ghidirmic/Evans	6-2, 6-4	W 7-5 6-3	6-3 6-0	3			
3	Olson/Felich	6-4, 6-3	L 4-6 5-7	3-6 0-6				
4	Lansangan/Hought	4-6, 3-6	L 5-7 3-6	L 4-6 3-6				

2<sup>ND</sup>  
1<sup>ST</sup>

# CVGP Tournament Draw for : JW Marriott Desert Springs '16

Division: 4.5 Men's Doubles

Dates: September 24th & 25th, 2016



# Coachella Valley Grand Prix Tennis

## Three Team Round Robin

Event: JW Marriott '16

Division: 4.5 Women's Doubles

**ROUND ROBIN FORMAT** (for each round): Play best 2 of 3 sets, regular scoring. (Super TB in lieu of 3rd)

Winner determined as follows:

- 1) total matches won
- 2) head-to-head
- 3) percentage of games won  
(# of games won divided by # games lost)

FOR 3 TEAMS

ROUND	COURT # (check in)	Date/Time
1	1 vs 2	Sat. 09/24 9:30 AM DSM
2	1 vs 3	Sat. 09/24 12:30 PM DSM
3	2 vs 3	Sun. 09/25 9:30 AM DSM

Results Tally:

(Tournament Desk Only)

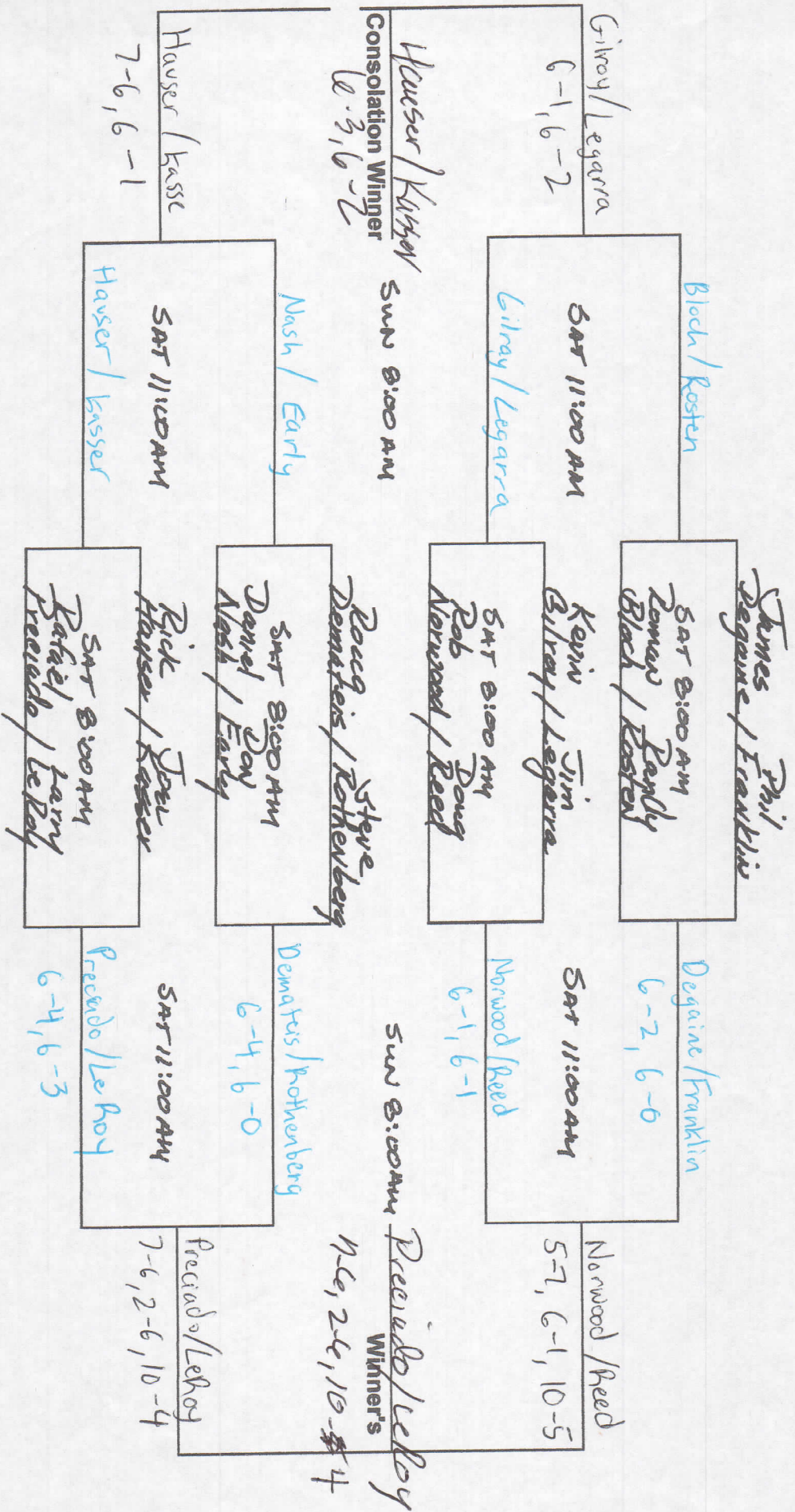
Indicate match score (i.e. 6-4, 7-5) in the square by each teams name for EACH round played. At the end of ALL rounds, indicate under Total Matches Won the total number of matches each team won (i.e. 1 or 2). Indicate total number of games each team won for all rounds combined (i.e. 25). Indicate total games each team lost for all rounds combined (i.e. 5). If necessary, calculate the final column (%). Shaded block denotes a "bye." Players to report scores at the end of each round played.

#	TEAM	Round 1	Round 2	Round 3	Total Matches Won	Games Won	Games Lost	%
1	Casares/Ball	7-5, 6-2 <sup>W</sup>	W 6-3 4-4 10-7		1			
2	Shuffleton/Peltzer	5-7, 2-6 <sup>L</sup>		L 3-6 2-5 7-10				
3	Hawks/Reyes		L 3-6 6-4 2-10	W 6-3 5-7 10-7	2			

# CVGP Tournament Draw for : JW Marriott Desert Springs '16

Division: 4.0 Men's Doubles

Dates: September 24th & 25th, 2016



# Coachella Valley Grand Prix Tennis

## Four Team Round Robin

Division:

4.0 Women's Doubles

Winner determined as follows:

- ROUND ROBIN FORMAT** (for each round): Play best 2 of 3 sets, regular scoring. (Super TB in lieu of 3rd)
- 1) total matches won
  - 2) head-to-head
  - 3) percentage of games won (# of games won divided by # games lost)

**FOR 4 TEAMS**

ROUND	COURT # (check in)	Date/Time
1	1 vs 2	Sat. 09/24 8:00 AM DSM
1	3 vs 4	Sat. 09/24 8:00 AM DSM
2	1 vs 3	Sat. 09/24 12:30 PM DSM
2	2 vs 4	Sat. 09/24 12:30 PM DSM
3	1 vs 4	Sun. 09/25 8:00 AM DSM
3	2 vs 3	Sun. 09/25 8:00 AM DSM

**Results Tally:**

(Tournament Desk Only)

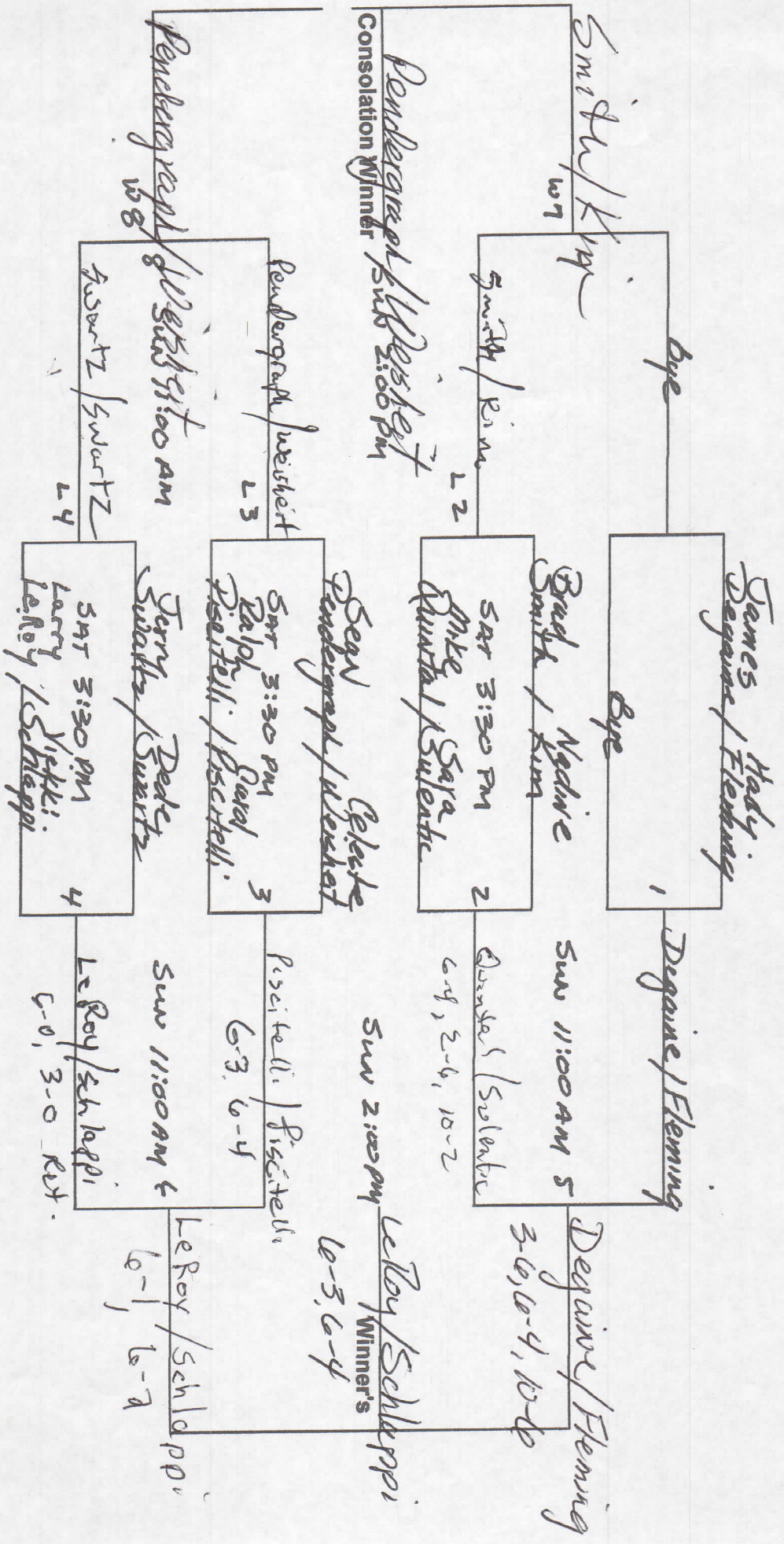
Indicate match score (i.e. 6-4, 7-5) in the square by each teams name for EACH round played. At the end of ALL rounds, indicate under Total Matches Won the total number of matches each team won (i.e. 1 or 2). Indicate totals number of games each team won for all rounds combined (i.e. 25). Indicate total games each team lost for all rounds combined (i.e. 5) if necessary, calculate the final column (%). Shaded block denotes a "bye." Players to report scores at the end of each round played.

#	TEAM	Round 1	Round 2	Round 3	Total Matches Won	Games Won	Games Lost	%
1	Schlappi/Fleming	6-1, 6-0 <sup>3</sup>	5-0, 6-2 <sup>3</sup>	W 4-6 6-1 10-6	1			
2	Lowe/Hewitson	1-6, 0-6 <sup>L</sup>	1-6, 3-6 <sup>L</sup>	L 2-6 2-6				
3	Piscitelli/Sulentic	6-4, 3-6, 8-10	0-6, 2-6 <sup>L</sup>	W 6-2 6-2				
4	Vazquez/Vazquez	4-6, 6-3, 10-8 <sup>W</sup>	6-1, 6-3 <sup>W</sup>	L 6-4 1-6 10-6	2			

# CVGP Tournament Draw for : JW Marriott Desert Springs '16

Division: 4.0 Mixed Doubles

Dates: September 24th & 25th, 2016



# Coachella Valley Grand Prix Tennis

## Four Team Round Robin

### 3.5 Men's Doubles

Division:

Winner determined as follows:

- 1) total matches won
- 2) head-to-head
- 3) percentage of games won (# of games won divided by # games lost)

ROUND ROBIN FORMAT (for each round): Play best 2 of 3 sets, regular scoring. (Super TB in lieu of 3rd)

#### FOR 4 TEAMS

ROUND	COURT # (check in)	Date/Time
1	1 vs 2	Sat. 09/24 9:30 AM DSM
1	3 vs 4	Sat. 09/24 9:30 AM DSM
2	1 vs 3	Sat. 09/24 12:30 PM DSM
2	2 vs 4	Sat. 09/24 12:30 PM DSM
3	1 vs 4	Sun. 09/25 8:00 AM DSM
3	2 vs 3	Sun. 09/25 8:00 AM DSM

#### (Tournament Desk Only)

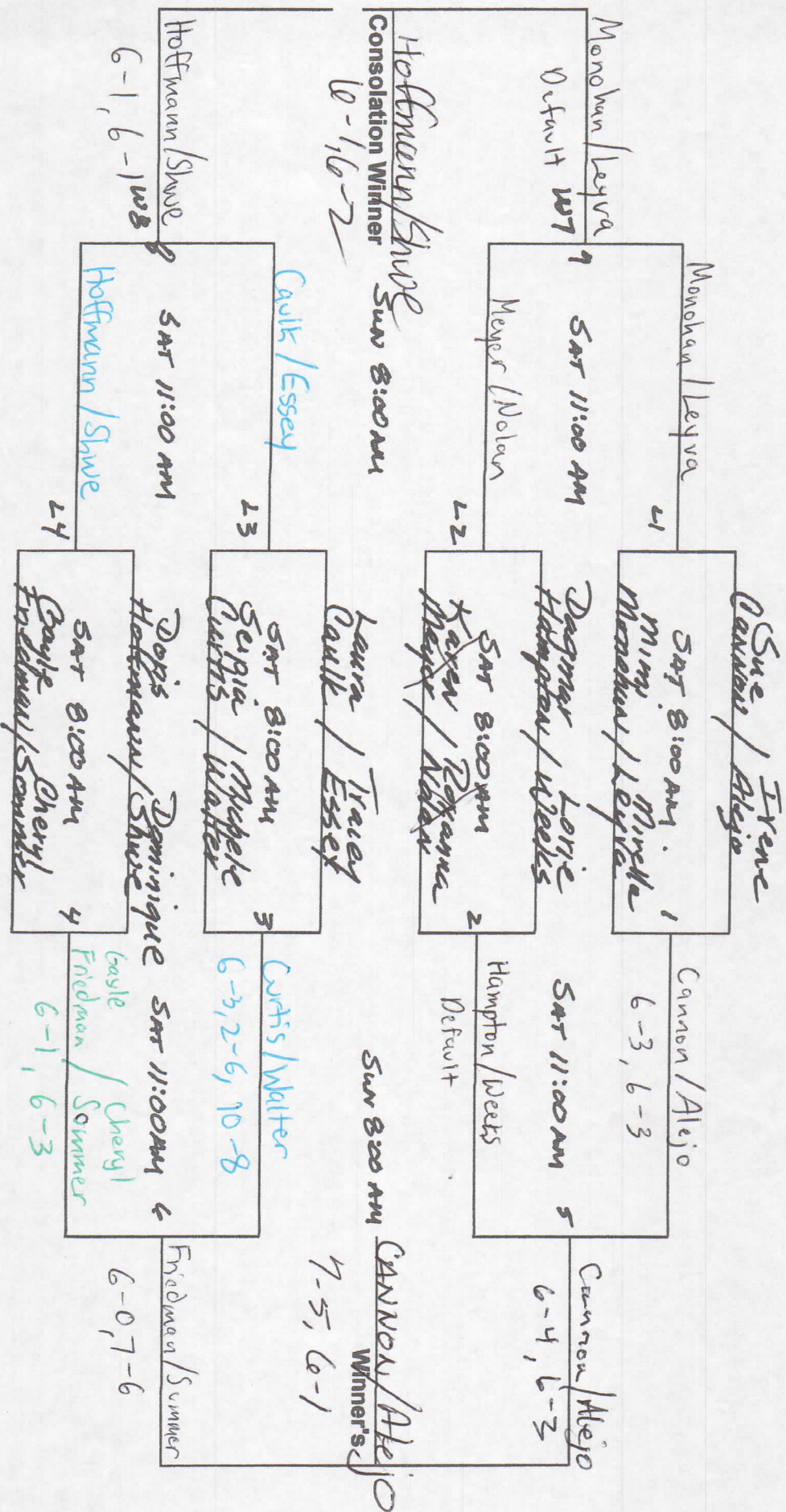
**Results Tally:**  
 Indicate match score (i.e. 6-4, 7-5) in the square by each teams name for EACH round played. At the end of ALL rounds, indicate under Total Matches Won the total number of matches each team won (i.e. 1 or 2). Indicate totals number of games each team won for all rounds combined (i.e. 25). Indicate total games each team lost for all rounds combined (i.e. 5) if necessary, calculate the final column (%). Shaded block denotes a "bye." Players to report scores at the end of each round played.

#	TEAM	Round 1	Round 2	Round 3	Total Matches Won	Games Won	Games Lost	%
1	Walter/Curtis	6-0 W	6-3 L	6-0 W	2			
2	<del>Blinder/Swaim</del> Kerling	0-6 L	3-6 L	6-1 L	0			
3	Yazel/Granik	6-0 W	6-1 W	6-0 W	3			
4	Newcomb/Carter	0-6 L	6-3 W	0-6 L	0			

# CVGP Tournament Draw for : JW Marriott Desert Springs '16

Division: 3.5 Women's Doubles

Dates: September 24th & 25th, 2016





# Coachella Valley Grand Prix Tennis Three Team Round Robin

Event: JW Marriott '16

Division: 3.5 Mixed Doubles

**ROUND ROBIN FORMAT (for each round): Play best 2 of 3 sets, regular scoring. (Super TB in lieu of 3rd)**

Winner determined as follows:

- 1) total matches won
- 2) head-to-head
- 3) percentage of games won  
(# of games won divided by # games lost)

FOR 3 TEAMS

ROUND	COURT # (check in)	Date/Time
1	1 vs 2	Sat. 09/24 3:30 PM DSM
2	1 vs 3	Sun. 09/25 11:00 AM DSM
3	2 vs 3	Sun. 09/25 2:00 PM DSM

Results Tally:

(Tournament Desk Only)

Indicate match score (i.e. 6-4, 7-5) in the square by each teams name for EACH round played. At the end of ALL rounds, indicate under Total Matches Won the total number of matches each team won (i.e. 1 or 2). Indicate total number of games each team won for all rounds combined (i.e. 25). Indicate total games each team lost for all rounds combined (i.e. 5). If necessary, calculate the final column (%). Shaded block denotes a "bye." Players to report scores at the end of each round played.

#	TEAM	Round 1	Round 2	Round 3	Total Matches Won	Games Won	Games Lost	%
1	Swaim/Friedman	7-6 W 6-0	L 7-6 3-6 10-4		1	24	19	56.0
2	Newcomb/Newcomb	6-7 L 0-4		6-2 W 6-2	1	18	17	51
3	Yazel/Yazel		6-7 W 6-3 10-2	2-6 L 2-4	1	17	22	43

1st  
2nd